



# STYLING SPACE

**B**  
**BALANCE RELAXING SYSTEM**  
ANTI AGING FORMULA

**B**  
**BALANCE CURLING SYSTEM**

**B**  
**BOUCLÈ BLOWAVING SYSTEM**

*more inside*



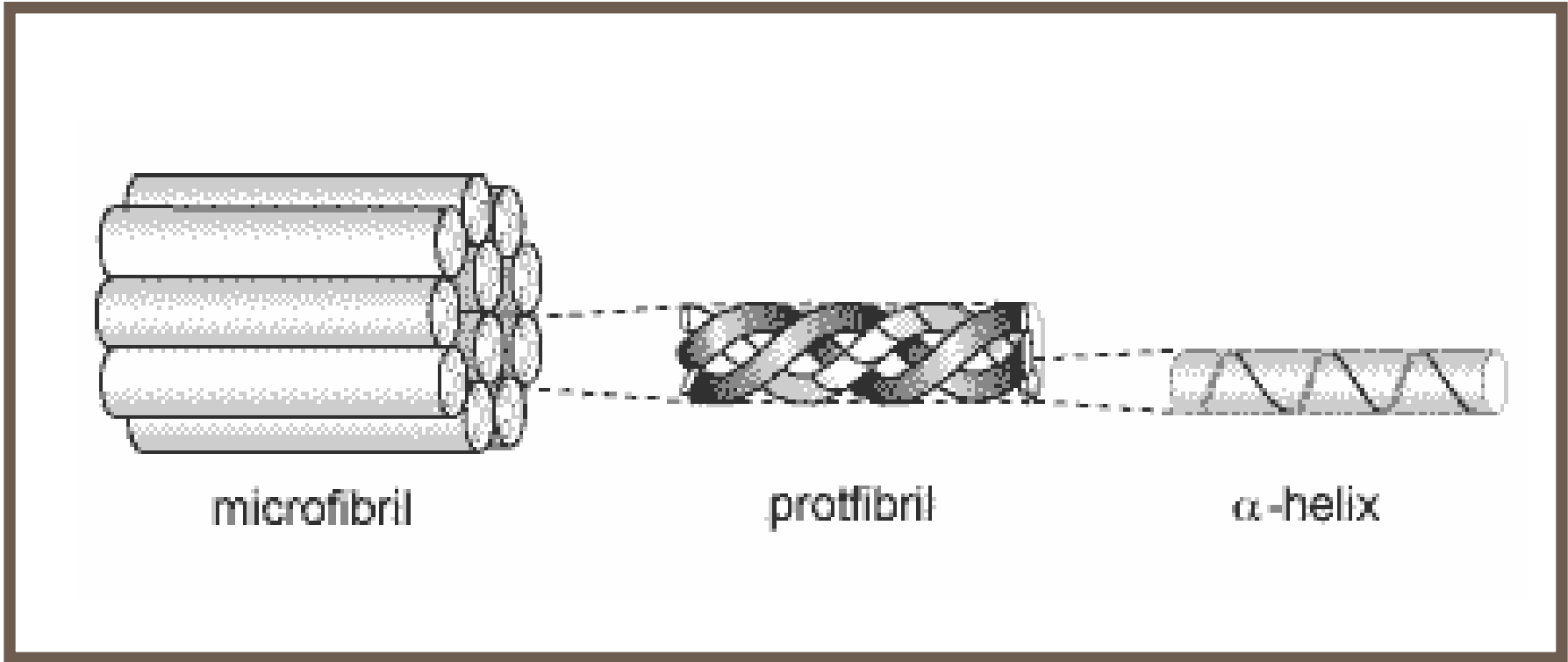
# PERM HISTORY

The first perm dates back to Louis XIV of France.

1906 London hairdresser Nessler used borax.

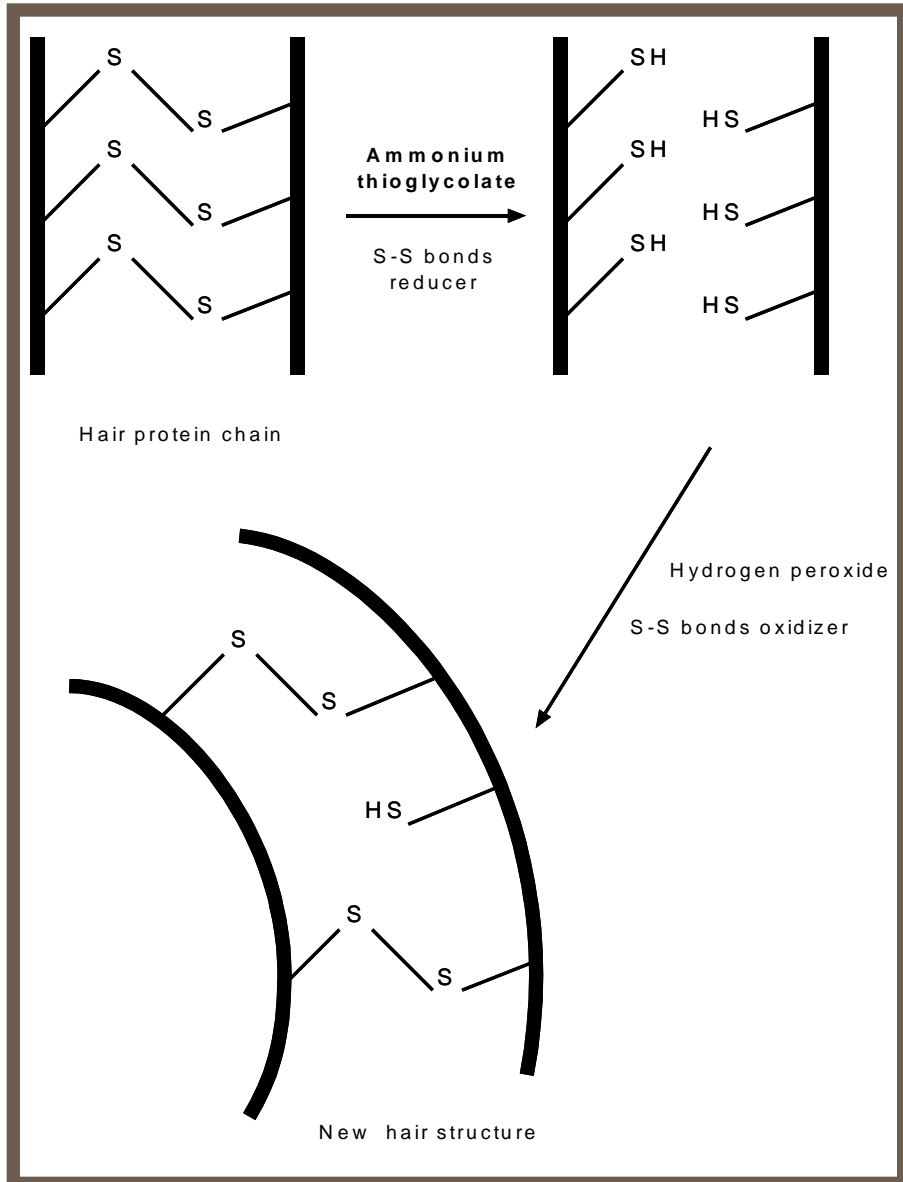
1935-40 development of the first cold perm.

The structure of the keratin



Keratin chains are marked by different chemical bonds: salts bonds, hydrogen bonds, disulphide bonds (S-S ).

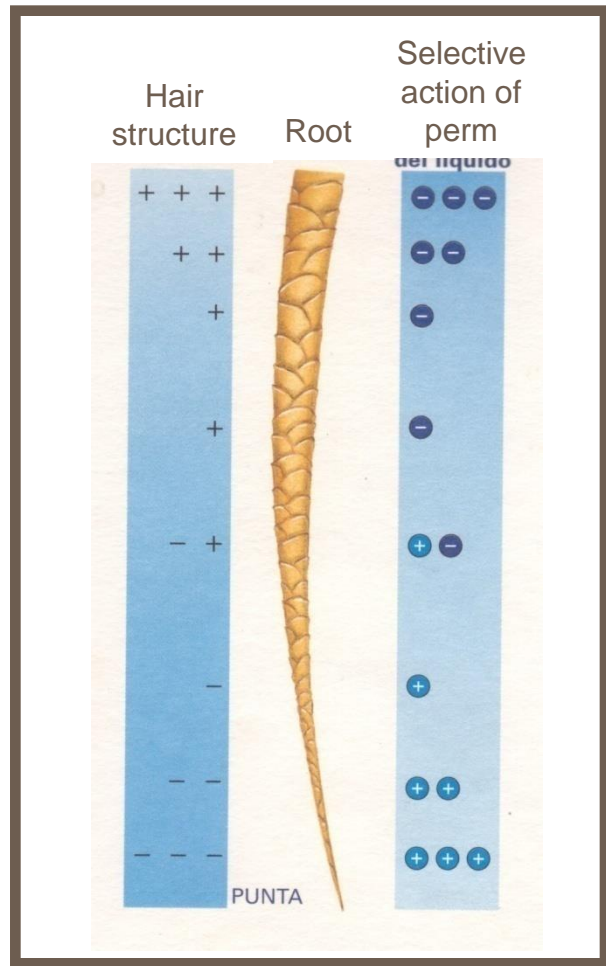
# PERM ACTION



# BALANCE CURLING SYSTEM

## Advanced perm system:

- self regulating
- selective action
- conditioning power





## BALANCE CURLING SYSTEM

### AMPHOTERIC PERM

#### Suitable for:

**Balance Protective Curling Lotion 1:** for strong/normal hair.

**Balance Protective Curling Lotion 2:** for coloured or sensitive hair.

**Balance Protective Curling Lotion 3:** for bleached/damaged hair.

#### Directions:

See the information sheet.

Processing time 5-20 min.

Use a cap no heat source.

We advise to control the hair every 5 minutes.





# BALANCE CURLING SYSTEM

## AMPHOTERIC PERM

### Main active ingredients:

**Ammonium thioglycolate:** reducing agent.

**Wheat proteins:** restoring and fortifying action on the hair texture.

**Vegetal phospholipids and glycosphingolipids:** for a more compact and strong cuticle.

pH 8.4



## BOUCLÉ BIOWAVING SYSTEM

### PERMANENT FOR TREATED HAIR

#### Suitable for:

treated or natural hair. It does not further damage hair that is lifeless or treated and the perm effect is even throughout the hair length.

#### Directions:

Bouclé Curling Lotion # 1 for natural and coarse hair.  
Bouclé Curling Lotion # 2 for treated and fine hair.

Processing time 1-25 min.

No cap or heat source.





# BOUCLÉ BIOWAVING SYSTEM

## PERMANENT FOR TREATED HAIR

### Main active ingredients:

**Cysteamine:** reducing and conditioning agent.  
The molecular structure of the reducer  
(cysteamine) is similar to cystine.

**Chelating agents:** they capture metal ions that can  
effect the products' stability and function.

pH 8.3





# EXTRA DELICATE NEUTRALIZER BALANCE CURLING SYSTEM

## NEUTRALIZING SOLUTION pH 3

**Suitable for:**  
restoring disulphur bonds, giving  
the hair texture a new shape.

**Directions:**  
apply on towel-dry hair for 10 minutes,  
re-apply and wait for other 10 minute.  
Rinse well and use Clarifying Fluid.

**Main active ingredients:**  
**Hydrogen peroxide:** oxidizing agent.  
It closes disulphur bonds and sets  
the new hair shape.  
**Silicone derivatives:** conditioning action.





# BALANCE RELAXING SYSTEM

## PROTECTIVE RELAXING CREAM #1

### Suitable for:

fine natural or color treated  
and damaged hair.

### Directions:

on fine natural hair:  
from 15 to 20 minutes.  
On fine colored or damaged hair:  
from 10 to 15 minutes.

Main active ingredients:

**Cysteamine chloridrate:** reducing agent





# BALANCE RELAXING SYSTEM

## PROTECTIVE RELAXING CREAM #2

### Suitable for:

strong, natural or colored hair.

### Directions:

strong natural hair: from 20 to 25 minutes.

medium and colored hair: from 15 to 20 minutes.

### Main active ingredients:

**Ammonium thioglycolate:** reducing agent.



## BALANCE RELAXING SYSTEM

### Application:

apply on towel dried hair

Separate the hair in to 4 sections

Start from the nape

Apply the cream 1 cm from the scalp

Apply on small section

And comb through each section

Maintain the hair straight





## BALANCE RELAXING SYSTEM

### Neutralizer directions:

rinse with water for 10 min.

If porous hair or irritated scalp rinse with shampoo.

Towel dry the hair.

Apply the neutralizer  
the same way as the Relaxer Cream.

Leave on for 20 min.

Continue combing the hair.

Rinse with a mild shampoo  
and apply conditioner or treatment.





## **BALANCE RELAXING SYSTEM**

### **Warning**

Do not use the product on hair that has been permed in the last month.

Relaxer on color treated hair might lightening the color.

Do not use the product on irritated or damaged scalp.

Do not use product on very damaged hair.

Do not use product on hair previously treated with sodium hydroxide, potassium hydroxide or guanidine/calcium hydroxide relaxer systems.

## CLARIFYING FLUID

### Suitable for:

eliminating the unpleasant smell after a perm or straightening process.

### Directions:

after perm or straightening session apply 30 ml.  
on the washed hair.

Let it process 10 min. and rinse.

